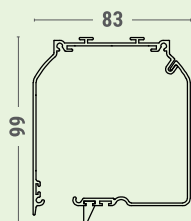
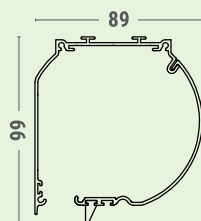



IN

OUT

dimensioni espresse in mm
dimensions shown in mm

C90

CT90

RULLO TUBE

G31

FP33

FD35


CARATTERISTICHE - CHARACTERISTICS

TIPO DI APPLICAZIONE: verticale - **APPLICATION:** vertical

CASSONETTO: C90/CT90 in alluminio estruso composto da una parte fissa e una mobile ispezionabile; coppie di testate in alluminio verniciato. A supplemento testate autoportanti in guida o testate per attacco laterale

HEADBOX: C90/CT90 extruded aluminium headbox with removable cover and aluminium end cheeks. For supplement end cheeks that permit the box to be fitted directly to the side channels or end cheeks for side mounting

RULLO DI AVVOLGIMENTO: Ø 42 mm in alluminio estruso

ROLLER TUBE: Ø 42 mm extruded aluminium

GUIDE: G31 in alluminio estruso, telo fuori guida

SIDE CHANNELS: G31 extruded aluminium side channels in which only the bottom rail runs (fabric unguided) to restrain movement of the blind

FONDALE: FP33 piatto in alluminio estruso per tende ad attacco frontale su serramento / FD35 tondo in alluminio estruso zavorrato internamente con profilo in ferro zincato, completo di tappi scorrevoli in POM bianco o nero con occhioli per lo scorrimento in guida

HEM BAR: FP33 flat (for face mounting directly to window frame) extruded aluminium / FD35 extruded aluminum hembar, ballasted internally with galvanized iron profile, complete with white or black POM endcaps with eyelets for sliding in the guides

MANOVRA: ad arganello in zama, rapporto giri 1:3,3 **CON FINECORSIA**. Asta tubolare Ø 13 mm in alluminio estruso, asportabile con attacco magnetico; maniglia snodabile con impugnatura rivestita in PVC, snodo applicato direttamente all'arganello, ferma asta in PVC

OPERATION: crank operation, gear box ratio 1:3.3 in zama **WITH ENDSTOP**. Ø 13 mm removable aluminium crank rod with magnetic coupling, PVC coated jointed handle and PVC clip

FISSAGGIO GUIDE: laterale o frontale (solo con fondale FP33)

SIDE CHANNELS MOUNTING: mounting in recess or wall (only with FP33)

FISSAGGIO CASSONETTO: a soffitto. A supplemento autoportante in guida o con testate apposite per attacco laterale

HEADBOX MOUNTING: ceiling. On supplement box self supporting on side channels or side mounting of the headbox

COLORI STANDARD - STANDARD COLOURS

bianco RAL 9010 lucido - glossy white RAL 9010 nero RAL 9005 opaco - matt black RAL 9005
argento anodizzato - silver anodised

TESSUTI ABBINABILI - SUITABLE FABRICS

Consultare la **TABELLA A - UTILIZZO TESSUTO** nella sezione tessuti
Look at **TAB A - FABRICS** in fabric section

NOTE - NOTES

Telo fuori guida - fabric unguided

Per montaggio frontale a serramento utilizzare fondale piatto FP33
For face mounting directly to window frame use FP33

SUPPLEMENTI - SUPPLEMENTS

